




Map to the Pagoda Studio *(simple version)*

- Step no. 1:** Find the Sliáčska 1 street
- Step no. 2:** Drive into the VÚZ area
- Step no. 3:** Follow the arrows
- Step no. 4:** You are at the finish line 😊


Map to the Pagoda Studio

(simple version)

Step no. 1: Find the Sliáčska 1 street



Step no. 2: Drive into the VúZ area



Step no. 3: Follow the arrows



Map to the Pagoda Studio

(simple version)

Step no. 4: You are at the finish line 😊





Map to the Pagoda Studio *(detailed version)*

- Step no. 1:** Find the Sliáčska 1 street
- Step no. 2:** Drive into the VÚZ area
- Step no. 3:** Follow the arrows
- Step no. 4:** You are at the finish line 😊

Map to the Pagoda Studio

(detailed version)

Step no. 1: Find the Sliáčska 1 street

If you are coming from the city center



If you are coming from the city district RAČA



Map to the Pagoda Studio


(detailed version)

Step no. 1: Find the Sliáčska 1 street

If you are coming from the top of the Sliáčska street



Go inside the area next to red sign - SLIAČSKA 1



Map to the Pagoda Studio

(detailed version)

Step no. 2: Drive into the VÚZ area

Go around the red metal Staircase



Through the ramp - (Gate – keeper will let you in – going to film studio)



Map to the Pagoda Studio

(detailed version)

Step no. 3: Follow the arrows

First arrow is on the building opposite to the ramp– go right and behind the building turn left



Behind the building turn left and continue straight forward.



Map to the Pagoda Studio

(detailed version)

Step no. 3: Follow the arrows

Straight down the long alley.



Behind the Chestnut grove (on the right) you will see next arrow – at the end of the alley turn right



Map to the Pagoda Studio

(detailed version)

Step no. 3: Follow the arrows

At the end of the alley turn right and then first to the left.



As the arrow on the opposite building says, turn left



Map to the Pagoda Studio

(detailed version)

Step no. 4: You are at the finish line 😊

Just go straight and first turn on the right is parking for technical crew.



Parking for technical crew such as camera equip., lighting or grip...



Map to the Pagoda Studio

(detailed version)

Step no. 4: You are at the finish line 😊

Next turn to the right is parking for all other crew members



This is our main entrance 😊





CONTACT IN CASE OF EMERGENCY:

0910 151 505

**We are looking forward to
seeing you in Pagoda Studio!**